



Dear Family,

Are you ready to coddiwomple? We're excited for you to join us for a summer of discovery, learning, and adventure as we travel to destinations unknown. Your child will keep talking about this summer long after it's over!

The need for your child to create friendships, experience joy, express themselves in creative ways, and build

confidence for the coming school year is more critical than ever! This summer's theme draws inspiration from popular TV shows featuring travel challenges. Kids team up for weekly quests that broaden their exposure to and understanding of people and places around the globe, leading to a secret final destination at the end of each week! Fun? Yes! -- but we've got the learning covered, too!

So glad to be coddiwompling with your child!

WEEKLY QUESTS

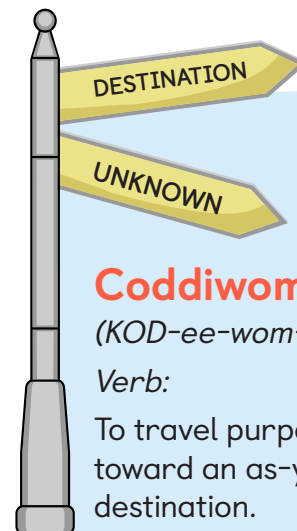
The specific quests offered at your site may vary depending on the length of summer break in your area, but here are some of the quests your child could participate in. [Ask your site director for more information about each quest!](#)

- Let's Hit the Trail
- What a Wonder-Filled World
- Examining Our Extreme Planet
- Dream! Design! Deliver!
- Happiness Happens Here
- Building a Better World
- Raise Your Voice for Kindnes
- Spaces to Survive and Thrive
- Repping Your Creativity
- Kids Just Wanna Have Fun

GUIDING PRINCIPLES

The experiences in our summer program are aligned to these guiding principles that are supported by current research on what school age children need today.

	Stewardship – Taking care of our world and all that inhabits it using creative problem-solving
	Well-being – Fostering our mental and physical health and well-being by identifying and practicing what helps us be our best
	Perspectives – Developing a mindset of curiosity and empathy so we can appreciate diversity in our world
	Influence – Understanding how our personal integrity impacts the way we communicate information to others



Coddiwomple

(KOD-ee-wom-pul)

Verb:





To travel purposefully toward an as-yet-unknown destination.

You can experience *stewardship* and *well-being* and get a sneak peek into our first Champ Camp Summer Quest: "Let's Hit the Trail," by checking out this



TAKE HOME ACTIVITY

Take a hike around your neighborhood or along a nearby trail to complete these fun activities. As you check them off, move the letters in the boxes to the corresponding blanks below to solve the clue and discover one of the places you'll visit this summer at Champ Camp!

<p>1</p> <p>Look at a map and find the nearest trail to your house.</p> <p>R</p>	<p>2</p> <p>Detour! (Choose 1)</p> <p> While hiking, collect 5 different kinds of leaves, flowers, or rocks.</p> <p>-OR-</p> <p> As you hike, make up a silly walk and teach it to someone else.</p> <p>E</p>	<p>3</p> <p>Take your pulse or count your heart beats. Now, run in place as fast as you can for 30 seconds. Check your pulse or heart beats again –</p> <p>What do you notice?</p> <p>A</p>
<p> Pit Stop!</p> <p>4</p> <p>Sit down, somewhere outside, and just listen for 2 minutes.</p> <p>What do you hear?</p> <p>A</p>	<p>5</p> <p>Draw a picture of your favorite discovery from a recent hike.</p> <p>L</p>	<p> Roadblock!</p> <p>6</p> <p>Oh no, the trail is full of trash! Collect a bright colored piece of trash (use gloves!), wash it, and bring it to your Champions Site.*</p> <p>C</p>
<p>7</p> <p>Measure the circumference of the biggest tree you can find. Be creative and come up with your own way to measure.</p> <p>N</p>	<p>8</p> <p>Lay down and look at the clouds – What do you see? Write or draw about it.</p> <p>D</p>	<p>9</p> <p>Play a game of "Eye Spy" as you take a walk with your family.</p> <p>A</p>



CLUE: During our summer adventures, we'll be visiting:

THE G _ _ T TR _ I _ , _ A _ A _ _

1 2 3 4 5 6 7 8 9

ECO-SCULPTURES*



Participating Champions sites will be making eco-sculptures with the found "trash" that kids collect from their hikes to decorate their Summer programs! This is a great way to take care of the Earth while creating something beautiful for your school.

