

**CHAMPIONS®**

# HOW TO ADD PROGRAMS

Use this guide to add new programs or camps to your child's enrollment or re-enroll for the new school year. This can only be done on the website, not in the app.

- If the program is at a different school, you must register there first.
- For help enrolling at another school, see [Enroll at Multiple Locations](#).

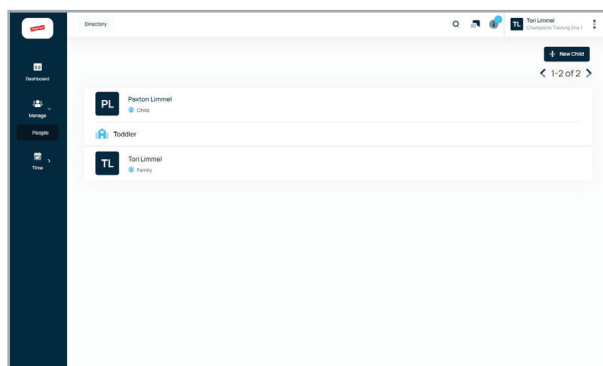
## STEP-BY-STEP INSTRUCTIONS

### STEP 1:

Sign in at [my.discoverchampions.momentpath.com](https://my.discoverchampions.momentpath.com).

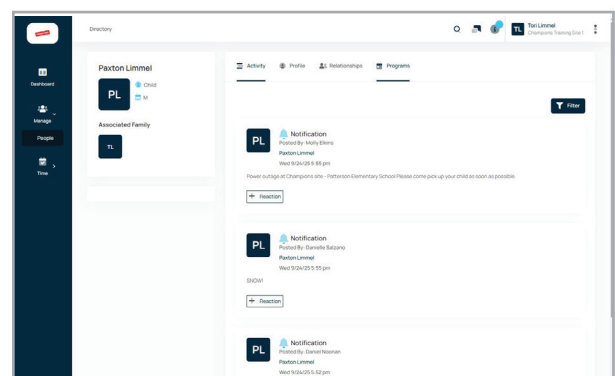
### STEP 2:

In the left sidebar, click Manage > People, then select your child.



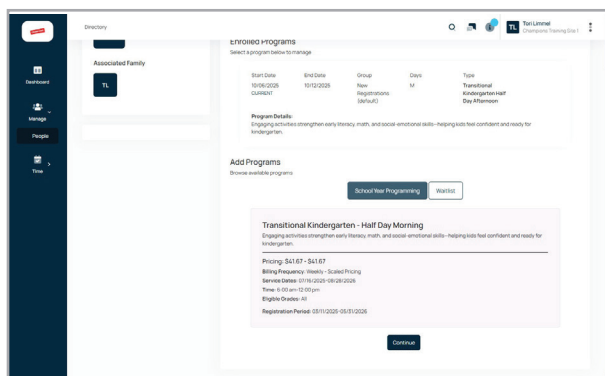
### STEP 3:

Select the "Programs" tab.



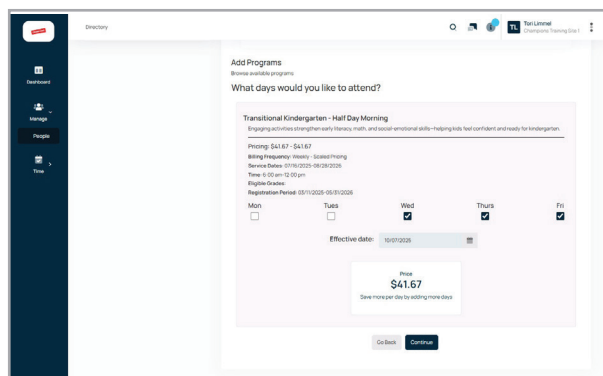
## STEP 4:

Choose the programs or camps you want to add. Click “Continue.”



## STEP 5:

Select attendance days and start date. Click “Continue.”

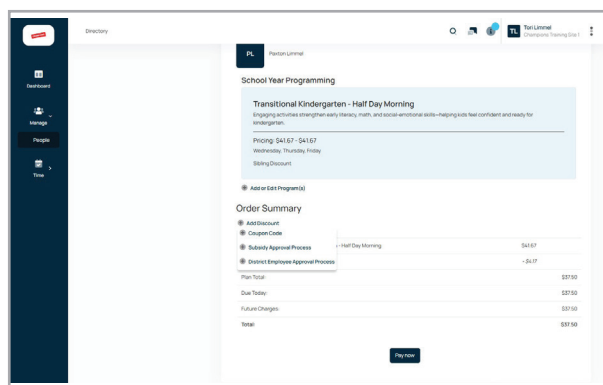


## STEP 7:

To add any discounts, click “+Add Discount,” select Coupon Code or Subsidy from the dropdown options, and then enter eligibility information or coupon code.

## STEP 8:

Review your order and click “Continue.”



## STEP 9:

Click “Pay Now,” enter payment info, and confirm.

## TROUBLESHOOTING

**Don't see enrollment options?** Make sure you're logging in on the website, not in the app.

**Need to register at another school?** See [Enroll at Multiple Locations](#) and contact your site director to link accounts.

**Registered at multiple locations?** Use Switch Communities in the top-right menu to move between schools.

**QUESTIONS?** Email [ChampionsHelp@KC-Education.com](mailto:ChampionsHelp@KC-Education.com), call 800-246-2154, or contact your site director.